

# LOSS OF EMPLOYMENT 3/2020

With **5,262** cases in March, most of which occurred in **Selangor**, 2020 loss of employment figures now stand at **15,602**. **Closure of business** remains the top cause of loss of employment, with the largest contributor to that being the **Wholesale and Retail** sector.

**MARCH 2020** RETRENCHMENT FIGURES INCREASED BY **67% Y-O-Y** AND **15% M-O-M**.

Y-O-Y = YEAR ON YEAR  
M-O-M = MONTH ON MONTH

## THE NUMBERS

WERE LAID OFF DUE TO **23% BUSINESS CLOSURES**

## CAUSES



**MOST RETRENCHED WORKERS WORKED IN THE MANUFACTURING INDUSTRY**  
(**24%** OF THE TOTAL)

## INDUSTRY

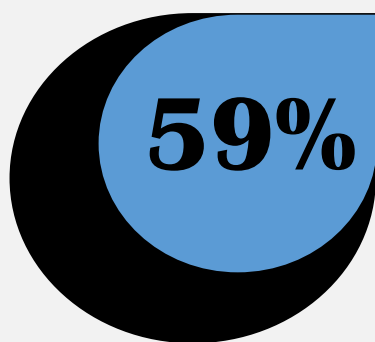


MALE TO FEMALE RATIO REMAINS CONSTANT AT

**3 : 2**



## GENDER



**59%** OF RETRENCHED WORKERS FALL INTO **THE PMET CATEGORY**

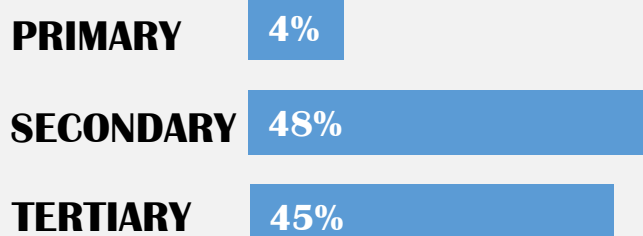
PMET = PROFESSIONALS, MANAGERS, EXECUTIVES & TECHNICIANS

## OCCUPATION CATEGORY



**34%** OF THE APPLICANTS EARNED **BELOW RM3,000 PER MONTH**

## WAGE LEVEL



## EDUCATIONAL ATTAINMENT



**85%** OF THOSE DISMISSED WERE IN A **PERMANENT POSITION**

## PREVIOUS JOB STATUS

**12,909** EIS APPLICATIONS WERE **APPROVED** AS OF 27 MARCH




## NUMBER OF APPLICATIONS

**APPROVED CLAIMS:**

**27,469 JSA**

**104 RIA**

**4,090 ERA**



AS OF 27 MARCH

## NUMBER OF APPROVED CLAIMS

**SELANGOR & KUALA LUMPUR** EXPERIENCED THE HIGHEST VOLUME OF TRAFFIC (APPLICATIONS + CLAIMS)

## VOLUME

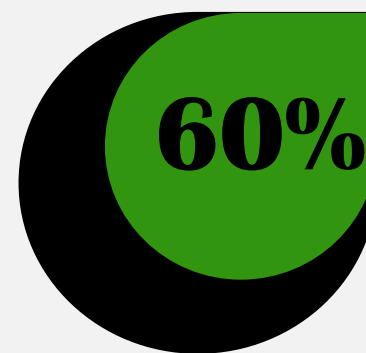


# JOB PLACEMENTS 3/2020

As of **March**, **7,079** individuals successfully re-entered the job market. Most jobseekers were **professionals**. Individuals aged below **40** were viewed most favorably by hiring managers.

**89.2%** EIS INSURED PERSONS (EIS)  
**8.3%** ORDINARY APPLICANTS  
**2.4%** DISABLED WORKERS (RTW)  
 WERE EMPLOYED

## THE NUMBERS



**60%** WERE RE-HIRED AS **PMETs**

PMET = PROFESSIONALS, MANAGERS, EXECUTIVES & TECHNICIANS

## OCCUPATION CATEGORY

**1,720**  
 SUCCESSFULLY RE-ENTERED  
**THE JOB MARKET**  
 IN MARCH 2020

## NUMBER OF PLACEMENTS



EMPLOYED **92%**

SELF-EMPLOYED **8%**

## EMPLOYMENT CATEGORY



**3 : 2**

**MEN TO WOMEN**  
 REJOINING THE WORKFORCE

## GENDER

**MOST OF THE HIRED**  
**JOBSEEKERS HAD A**  
**SPM**  
**QUALIFICATION**  
 OR ITS EQUIVALENT

## CURRENT MARKET

**64%**  
 WILL RECEIVE A  
 MONTHLY SALARY OF  
**RM3,000**  
 OR BELOW

## OFFERED SALARY



**20% OF PLACEMENTS**  
 WERE IN THE  
**MANUFACTURING**  
 INDUSTRY

## INDUSTRY




**LABUAN** HAD THE  
 FEWEST PLACEMENTS  
**(0.4%)**

## PLACEMENT LOCATION

**HIRING WAS MOST ACTIVE**

AMONG  
**30 - 34**  
 YEAR OLDS



## AGE GROUP

## EMPLOYMENT SERVICES

**19,985**  
**TOTAL CASES**  
 WERE REFERRED  
 TO EMPLOYMENT SERVICES (ES)

**13,626**  
 WERE **MOTIVATED** TO RE-  
 ENTER THE LABOR MARKET

AS OF MARCH,  
**13,094**  
**VACANCIES**  
 HAVE BEEN COLLECTED

